

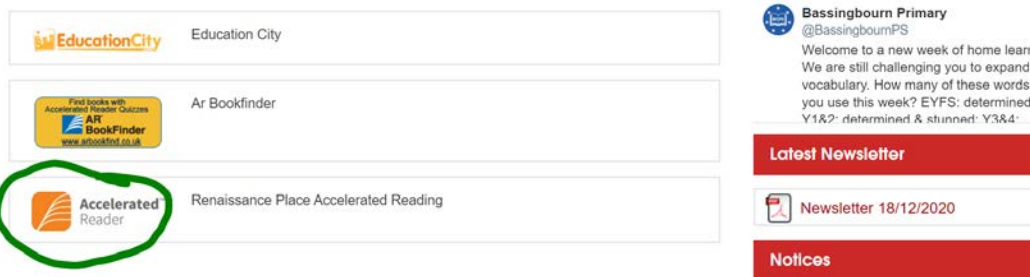
How to take a Star Reader Test – From a computer

- 1) Log on to Accelerated Reader using the link in 'Kids Area' on the school website:

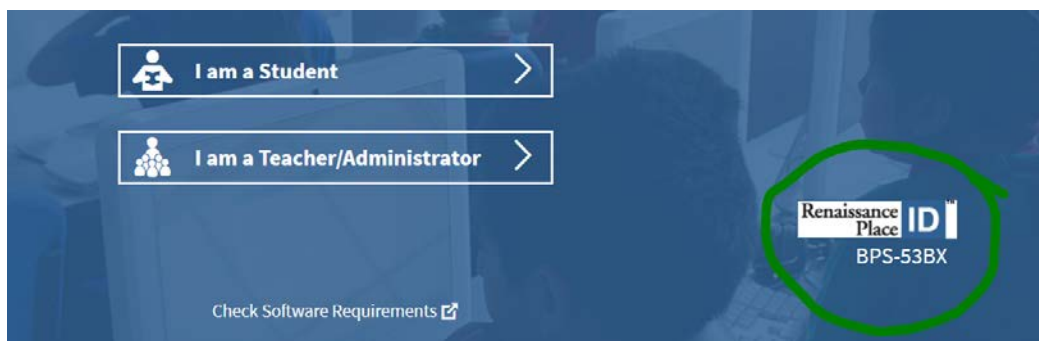


(a) Classes Year 5 and 6

If you click on Kids Area, it will give you a pull down menu:



(b)



(c)

The AR page must have our school code (BPS-53BX) on the home page, otherwise you will be trying to log on to the wrong school.

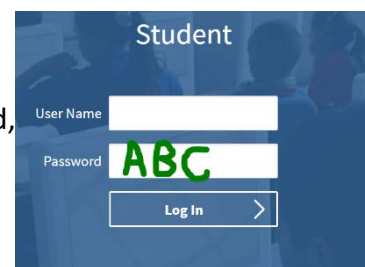
If you cannot make it work from the website, the address to type into the address bar on the internet is:

<https://ukhosted22.renlearn.co.uk/2240164/>

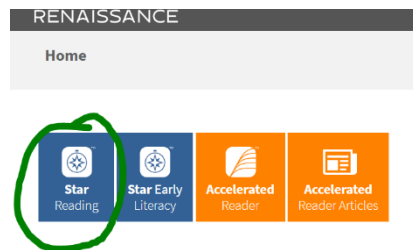
- 2) Now click on 'I am a student':

Your user name and password should be in your reading record, or on the letter with all your passwords that you took home in September.

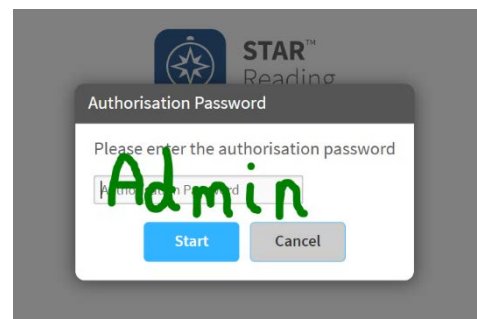
If you are not sure, ask your teacher to remind you.



3) Now click on the 'Star Reading' icon:



4) Type 'Admin' in as the authorisation code, then press 'Start':

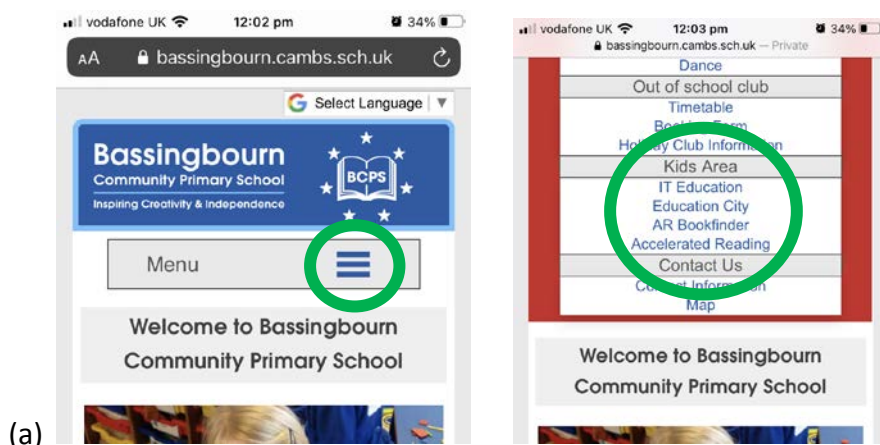


5) Complete the test to the best of your ability on your own. Your parents / carers can help you to log on, but they should not read any of the questions to you. The test can take up to about 45 minutes, so make sure you allow plenty of time to do it.

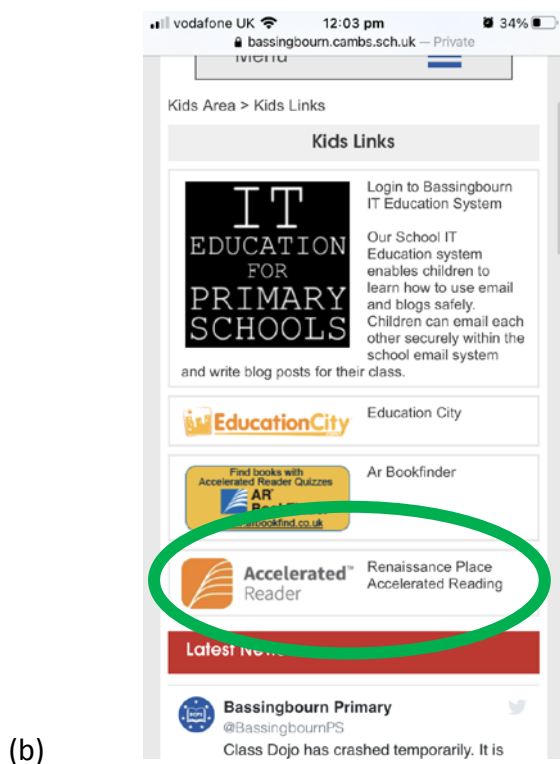
6) We will let you know your new reading level via a post in your portfolio in about a week's time when everyone has done their test.

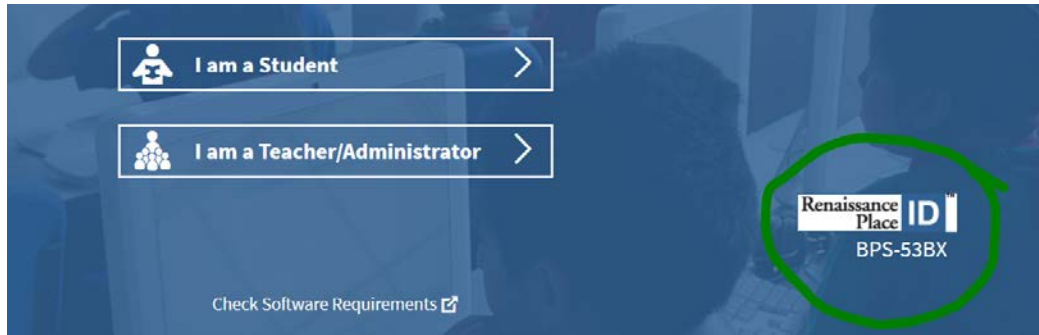
How to take a Star Reader Test – From a phone

- 1) Log on to Accelerated Reader using the link in 'Kids Area' on the school website:



If you click on Kids Area, it will give you a pull down menu:





(c)

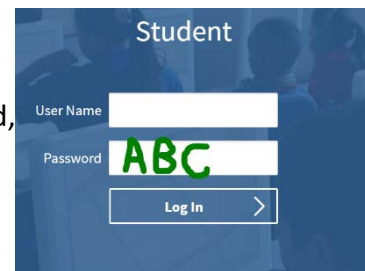
The AR page must have our school code (BPS-53BX) on the home page, otherwise you will be trying to log on to the wrong school.

If you cannot make it work from the website, the address to type into the address bar on the internet is: <https://ukhosted22.renlearn.co.uk/2240164/>

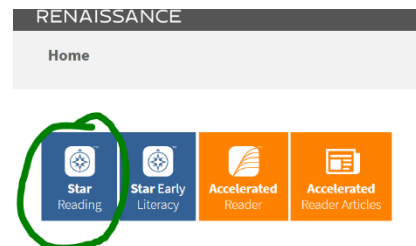
2) Now click on 'I am a student':

Your user name and password should be in your reading record, or on the letter with all your passwords that you took home in September.

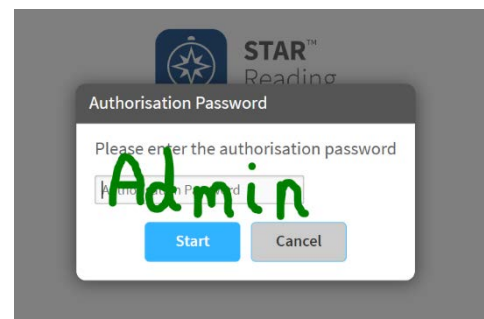
If you are not sure, ask your teacher to remind you.



3) Now click on the 'Star Reading' icon:



4) Type 'Admin' in as the authorisation code, then press 'Start':



5) Complete the test to the best of your ability on your own. Your parents / carers can help you to log on, but they should not read any of the questions to you. The test can take up to about 45 minutes, so make sure you allow plenty of time to do it.

6) We will let you know your new reading level via a post in your portfolio in about a week's time when everyone has done their test.